
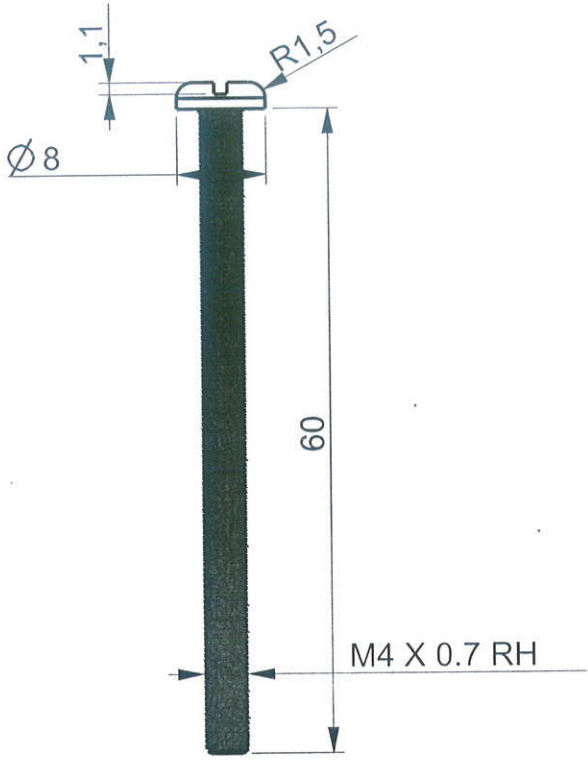
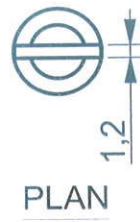


1

2

3

PART NO	REV
FS-CI0207-AA	AA



MATING PARTS

NOTES
 1.ALL DIMENSIONS ARE IN MM.
 2.PART SHOULD BE FREE FROM BURRS & SHARP EDGES.
 3.DO NOT MEASURE FROM THE DRAWING.

AA	DRAWING RELEASE	-	KRS	--	
REV	DESCRIPTION OF CHANGE	LOC	BY	E.N.	DATE

ALL DIMENSIONS ARE IN MM	GENERAL TOLERANCES					ALL RIGHTS RESERVED MAYA APPLIANCES (P) LTD, CHENNAI-97, INDIA.			
DIMENSIONS	$\frac{0.5}{6}$	$\frac{6}{30}$	$\frac{30}{120}$	$\frac{120}{400}$	$\frac{400}{1000}$	MATERIAL	SS	GRADE	304
TOLERANCES ±	0.1	0.2	0.3	0.4	0.8	COLOUR	NATURAL	FINISH	POLISHED
ANGULAR TOLERANCE- ±1/2°	CONCENTRICITY- Ø0.1					COLOUR	NATURAL	FINISH	POLISHED

REFERENCE	--	* CRITICAL DIMENSIONS.		PART NO : FS-CI0207-AA		REV	AA
ASSEMBLY	COMMON	DENSITY (g/mm ³)	--	DRAWN BY		DATE	11-7-16
MODEL	--	MASS (kg)	--	CHECKED BY	<i>F.S. Raj</i>	DATE	<i>28-12-23</i>
DO NOT MEASURE FROM DRAWING		THIRD ANGLE PROJECTION		APPD BY	<i>S. Selvan</i>	DATE	<i>18/1/24</i>
SCALE	TITLE	SCREW M4X60 MM SS(PAN WITH SLOT HEAD)			SHEET SIZE	SHEET OF	
4.000					A4	1 OF 1	

1

2

3