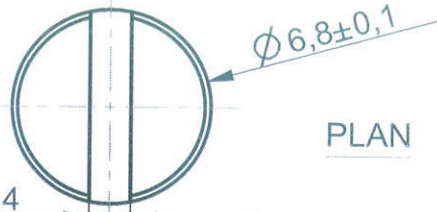


1


2

3


PART NO	REV
FS-CI0138-AA	A



PLAN



ELEVATION



M4 X0.7 RH

MATING PARTS


## NOTES

1. ALL DIMENSIONS ARE IN MM.
2. PART SHOULD BE FREE FROM BURRS & SHARP EDGES.
3. DO NOT MEASURE FROM THE DRAWING.

AA	DRAWING RELEASE	-	ANAND	--	5-9-23
REV	DESCRIPTION OF CHANGE	LOC	BY	E.N.	DATE

ALL DIMENSIONS ARE IN MM

GENERAL TOLERANCES

ALL RIGHTS RESERVED

**MAYA APPLIANCES (P) LTD,**  
CHENNAI-97,  
INDIA.

DIMENSIONS

0.5 6	6 30	30 120	120 400	400 1000
----------	---------	-----------	------------	-------------

TOLERANCES ±

0.1	0.2	0.3	0.4	0.8
-----	-----	-----	-----	-----

MATERIAL

SS

GRADE

304

ANGULAR TOLERANCE- ± 1/2°

CONCENTRICITY- Ø0.1

COLOUR

NATURAL

FINISH

POLISHED

REFERENCE

--

\*  
CRITICAL DIMENSIONS.

PART NO : FS-CI0138-AA

REV A

ASSEMBLY

COMMON

DENSITY  
(g/mm<sup>3</sup>)

--

DRAWN BY

DATE

5-9-23

MODEL

--

MASS  
(kg)

--

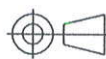
CHECKED BY

*J. S. Rao*

DATE

28-12-23

DO NOT MEASURE FROM DRAWING

THIRD ANGLE  
PROJECTION

APPD BY

*U. S. Rao*

DATE

28/12/23

SCALE

4.000

TITLE

SCREW M4X30 MM SS

SHEET SIZE

A4

SHEET OF

1 OF 1

1

2

3